



A Guide of The Capital Prague

From Petrin Hill to Prague Castle



Learn about Prague by Yourself

What 's in Prague Guide:

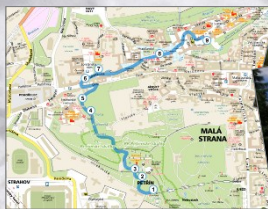
Map

Photos

Interesting

City Transport and Parking

Quiz Question



... and more inside



Romantic hideaways under the Strahov Monastery (5)

Dear friends,

this for many the most romantic track in Prague will take you around **the most beautiful** part of the Prague **Petřín** Hill, you will not miss the Petřín Lookout Tower, Mirror Maze, Rose Garden or Strahov Monastery. You will pass the places with the most beautiful views and in case of good visibility you will see also the distant surroundings of Prague. In the end the track will take you to Prague Castle. You can take a walk also **in the evening** or at **night**. The lanterns will be shining nicely and you will feel the atmosphere of the **mysterious** or even mystical Prague.

BASIC TRACK DESCRIPTION

Beginning: Top stop of the Petřín funicular railway

End of the track: Prague Castle

Length of track: 2.5 km

Walking time: 1 hour 30 min

Orientation: educational – historical, scientific, sporting

Difficulty: light

Price level: max. 200 CZK (based on the ticket selection)



Have fun: One quiz question

In the map you can find quiz question. If you carefully read and inspect our guide, the correct answer is easy. And if you want to verify it, you can find it at the end of guidebook.

So if you want to take a walk around Prague, reveal some of its mysteries and magic, continue to read. We wish you a nice trip, have fun and we hope that you will keep on looking for our tracks. If you are interested in more information about Prague, just mail to praguecityline@gmail.com or you can find us at www.praguecityline.cz or www.praguecityline.com

Have a nice trip and a great time!

Your Editorial Team of Prague City Line



Petrin funicular(1) - Rose Garden(2) - Petrin Lookout Tower(3) - Strahov Garden(4) - Strahov Monastery (5) - Czernin Palace (6) - Loreta(7) - Schwarzenberg Palace 8) - Prague Castle (9)

We will continue to the right on the pavement straight into the garden full of roses, fittingly called the [Rose Garden \(2\)](#). The entire gardens of Petřín rank nowadays among the largest green areas in the centre of the midtown. However, their name means the opposite. The name **Petrín** was described already in Cosma's chronicle as a very rocky place (petra = rock in Latin), where the marlstone was quarried and out of which numerous Prague buildings were built of. As the centuries passed by, vineyards were set up on the slopes of Petřín. Later Petřín was dividend into several gardens that were cultivated mainly in 1830's. Gradually also the individual landmarks and statues were built in the gardens.

From the Rose Garden you will already see the [Lookout Tower \(3\)](#) which was built for the General Land Centennial Exhibition in 1891 being initiated by the Czech Tourist Club




Petrin funicular (1)

The starting point of our track will bet the top **stop** of the [Petrín funicular \(1\)](#) which has been in operation since 1891. **The funicular railway** was built in relation to the construction of Petřín Lookout Tower in order to make it easier for the Praguers to walk up the lookout tower. The operation of the funicular started on July, 25th, 1891. It was the longest funicular railway of its time across Austria-Hungary. The funicular runs all year long, one drive takes 3 minutes (including the stop at *Nebozízek*). The funicular follows the same track as it did during its opening.



Petrin funicular and Rose Garden (2)



Petřín Lookout Tower (3)

funny mirror corridor leads to a space with an illusive painting of the fights between the Praguers and the Swedes on Charles Bridge in 1648.

After the visit we will again return to front of the lookout tower and continue straight through the **wooded park** following the path slightly down. After a while you will get to the **stairs** you will follow. Be careful, once the stairs **turn to the right** sharply you will leave them and **pass the gate**



Hunger Wall

who were so much impressed by the view of the Eiffel Tower in Paris that they decided to create a similar monument above the city of Prague. For the 5-times smaller copy of the Eiffel Tower the Petřín Hill lying 318 m above sea level was chosen. The construction started in March in 1891 according to the design of Architect Vratislav Pasovský, the authors of the construction were Engineer František Prášil and Engineer Julius Souček from the Czech-Moravian Machine Works. During incredibly short time the entire construction was raised, on July 28th, 1891 the building inspection was performed and already on August 20th, 1891 the lookout tower was ceremoniously opened. There are 299 stairs to the top leading you towards the lookout cabin which is 51 metres high and from where you can have a great view of the city.

straight onto an asphalt pathway. The pathway will take you to **Strahov Gardens (4)** Once you pass the **trees** and the track turns to the right, you will get straight there. There is a **gorgeous view** of Prague and **Prague Castle (9)**

Your next steps will take you along the **Hunger Wall** which has been standing here since the mid 14th century. It was built during the reign of Charles IV who called it the Hunger Wall based on a legend because its construction was meant to provide living to the unemployed poor. However, the real intentions of its construction were undoubtedly purely strategic, not mentioning that the real famine arrived at Prague after its finishing. Just in front of the **lookout tower** you will pass underneath the wall.



Petřín Maze

After the inspection of the Petřín Lookout Tower we will take the right way and after several metres a space will open in front of us where we will see the **Maze** and the **Chapel of the Holy Sepulchre** on the left and **St. Lawrence Church** on the right. **St. Lawrence Church** is originally a single aisle sanctuary. In the Middle Ages executions used to take place close to this church. In the 18th century the church was rebuilt in Baroque style and this appearance has been saved until today. **The Chapel of the Holy Sepulchre** dates back to 1737. Its frontal wall is decorated by a sgraffito representing the Resurrection of Christ. In the neighbourhood of the chapel the so-called **Maze** is to be found – the house of the Czech Tourist Club dated 1891 built as a minuscule reconstruction of the Gothic tower Špička. A



Strahov Monastery (5)

The construction on the left in front of you is the [Strahov Monastery \(5\)](#) which is due to its size and location above Prague one of its most significant sacral monuments. It was founded in 1140 close to the road leading to a princely castle at the place where it was guarded (guard = strahovat) – that's how Strahov got its name. The Premonstratensians (owners of the monastery) played an important role in both domestic and foreign politics of the feudal Czech state and they formed a significant centre of the Counter-Reformation. From the ancient times until its abolition the Strahov Monastery ranked among the richest clerical institutions. The premises of the monastery were apparently larger than Prague Castle of that period, it was the greatest Romanesque construction in Bohemia and perhaps in all of Europe. Significant people resided there and the Land Council took place in there. After the fire of the Romanesque church in 1258 it was restored in the early Gothic style already. In the period of the big clerical revolution – the Hussitism - the

monastery deteriorated and its new growth started in the late 16th and early 17th centuries. Between 1603 - 1612 a votive Gothic-Renaissance Church of Saint Rochus was built on the left from the entrance gate. The conventual Church of the Assumption of Our Lady was restored and the monastery rebuilt. The climax was the transport of the remains of St. Norbert from the Magdeburg Premonstratensian Monastery of Our Lady to Strahov in 1627. St. Norbert founded a monastery in France in the Premontré valley in 1120 and later he became a bishop of Magdeburg. His original tomb was at Strahov in the lattice chapel in the middle of the church, in the current St. Ursula's Chapel. In 1648 the monastery was plundered by the Swedes and then its early Baroque reconstruction followed. In 1671 the Theological Hall, the older representative hall of the Strahov Library, was built. The Baroque bookcases contain ancient



Strahov Monastery - Basilica of the Assumption of Our Lady (5)



Strahov Monastery (5)

manuscripts and incunabula and the oldest parchment gospel book from the 9th century. In the hall you can see 17th and 19th century Dutch globes. The building development was completed by the new classicist library with the big Philosophical Hall. As for the agricultural buildings, the most important is the Strahov Brewery where beer was brewed until the end of the 19th century. From 1930s the Strahov Picture Gallery with a remarkable Central-European art collection was built. In 1950 the development of the monastery was interrupted by the violent takeover by the communist power. After 1989 the monastic possessions were returned and the monks came back. Nowadays the monastery belongs to the Premonstratensian Order whose community assumed its pastoral function and care of the Strahov Premises.

Now our way continues to the right and then it ends up in **Úvoz** street. When you are standing there just imagine couches running towards **Prague Castle**.. At **Úvoz** we will continue **to the left** until we get to **Pohořelec**. In the square we will turn **to the right** and get to **Loretánské náměstí** (Loreta Square). Two **significant monuments** are waiting for

Strahov Monastery – plan



1. The Basilica of Assumption of Our Lady
2. Entrance to the library and monastery
3. Philosophical Halls
4. Theological Halls
5. Entry to the Museum of National Literature
6. Strahov Monastery Picture Gallery


you there. The first of them is the monumental **Czernin Palace (6)**, today's residence of the Ministry of the Foreign Affairs, the other monument is a bit more distant from the square and it is the **lovely Loreta (7)** which - if you are lucky - you can already hear from the distance thanks to its typical **chime bells**.

Czernin Palace (6) was built by the noble Czernin family as a monumental competitor of Prague Castle. Today this 150 metres long building is the most significant Baroque construction of the Prague secular architecture. The extensiveness and monumentality of this construction was admired and supported the exclusive position of the Czernin family in the monarchy, on the other hand they had problems because of high costs for its maintenance and repairs. The construction really ruined the Czernin family in the end. In 1851 they sold the palace to the state and after the Czechoslovakian Republic was founded in 1918 the palace started



Loreta - view of Holy Hut (7)

to serve the needs of the Office of the Ministry of Foreign Affairs where it still resides. In 1948 Jan Masaryk, the then Minister of the Foreign Affairs, fell out of the window – the circumstances of his death have not been clarified until today.



Loreta - view from outside (7)

Loreta (7) or the Holy Hut, is a small building in the middle of the present church premises. Based on a legend Mother Mary was staying in it with the Baby Jesus, it was transferred by the angels to Italy from where the tradition of the holy huts spread worldwide. The Prague Loreta was built in the first half of the 17th century by K. I. Dientzenhofer. Outside it is decorated by reliefs with the scenes from Virgin Mary's life, of the Old Testament's saints and by the legend of the transfer of the Holy Hut from Nazareth. We also need to mention the Loreta Carillon. This famous carillon is com-



Czernin Palace (6)

posed of 27 bells with 2,5 octave range. The carillon can be used in several ways, however the most often you will hear the Marian song We Greet You a Thousand Times.

After visiting the square **we will continue** through the street we had taken before and walk down. On both sides of the



Czernin Palace - meeting rooms (6)

street you can admire **historical houses and palaces**. Suddenly the street will end in another square. **Hradčanské Square** has always been the entrance **gate** to Pražský hrad. And that was the reason why many significant aristocratic families had their **palaces** here. The most familiar is the pearl of the Renaissance - the **Schwarzenberg Palace**



Hradčanské Square - Schwarzenberg Palace (right), Sternberg Palace (left) (8)

(8) decorated with eye-catching graffiti or the **Sternberg Palace**. There are expositions of the National Gallery at both palaces these days. The Schwarzenberg Palace holds the collections of the Baroque art and the Sternberg Palace the expositions of the old European art (already since 1949).

The Schwarzenberg Palace (8) was built after 1545 when a number of places were available after the unhappy fire of 1541 which affected nearly the entire Lesser Town up to Prague Castle. Originally the palace belonged to the Lobkovicz family however they lost it under mysterious circumstances. Based on the contemporary sources the possible reason was the insult of His Majesty of the Emperor Rudolph II who consequently handed the palace over to Mr Petr Vok of Rosenberg. The palace was returned to the Schwarzenberg family again in the 17th century.

The Sternberg Palace, where you can get through the passage in the left tower of the Archbishop Palace, is the work of the Late Baroque. The artworks of Santini a Domenico Martinelli were displayed here between 1698 - 1707. Since 1796 it was also the residence of the Association of the Patriotic Friends of Arts in Bohemia to which the members of aristocracy provided paintings and sculptures from their private collections.

It is remarkable that the palace was for long years known as Ernestinum (called according to Mrs Ernestina Auersperk, the founder of the institute for mentally ill people), also referred to as the Institute for Idiots.

Nowadays the palace is visited because of the unique collections of the **National Gallery** organized in three palace floors. You can admire here e.g. the best preserved collection of the board paintings coming from the collections of the d'Este family, later inherited by the successor to the throne Franz Ferdinand (later assassinated in Sarajevo) and they come from Konopiště castle. The most precious work of the collection is The Lamentation by Lorenzo Monaco. You will see here works such as Saint Jerome by Tintoretto or Portrait of an Old Man by Jacop Bassano and Dürer's famous Feast of the Rosary which used to rank among the legendary art collections of the Emperor Rudolph II. You will find here paintings by Rubens – The Incredulity of St. Thomas and The Death of St. Augustin, Rembrandt – Portrait of a Scholar, El Greco, Cranach, Tintoretto and Goya.

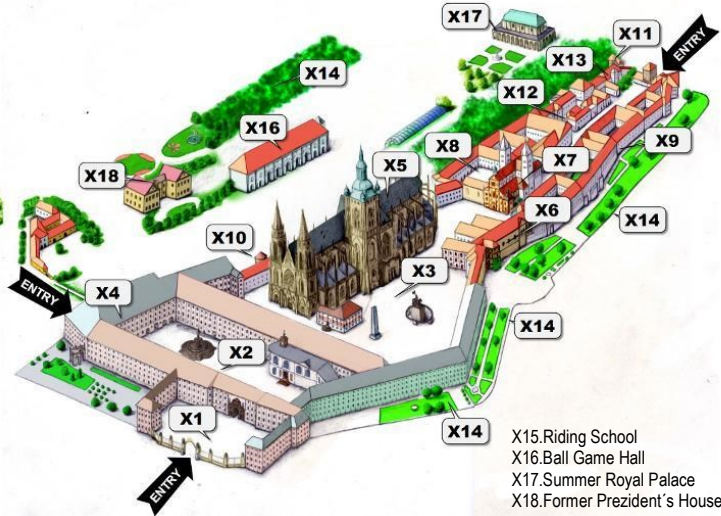
Archbishop Palace (light palace on the left from the entrance into Prague Castle) is a late Baroque building. In the middle of the facade you can see a big archbishopric coat of arms. The palace became residence of the Prague archbishopric already in mid 16th century during the reign of the Emperor Ferdinand I of Habsburg and it is still a residen-

Prague Castle – plan

- X1. Prague Castle – I. Courtyard and Entrance Gate
- X2. Prague Castle – II. Courtyard
- X3. Prague Castle – III. Courtyard
- X4. Prague Castle – Picture Gallery
- X5. St. Vitus Cathedral
- X6. Old Royal Palace
- X7. St. George's Basilica

- X8. Convent of St. George
- X9. Rosenberg Palace – Institute of noblewomen
- X10. Powder Tower - Mihulka
- X11. Daliborka tower
- X12. The Golden Lane
- X13. The Highest Burgraviate
- X14. Gardens of Prague Castle

- X15. Riding School
- X16. Ball Game Hall
- X17. Summer Royal Palace
- X18. Former President's House



ce of the Prague archbishop. In 1990 even the Pope John Paul II was staying here.

And the **end of our trip** is approaching already. [Prague Castle \(9\)](#) - residence of the Bohemian kings and nowadays of the **president** - is in front of you. Prague Castle ranks among the places you should definitely see. It is a symbol of a thousand years old history of Prague. It was founded between 880 - 890 as a Roman fortified settlement whose remains are still preserved beneath the pavement of the 3rd Courtyard. During its visit you can admire buildings such as St. Vitus Cathedral – the dominant feature of both Prague Castle and the whole city, the Old Royal Palace, St. George's Monastery with its Romanesque walls, the Golden Lane where you will be surprised by the fact how people could live in such a little space, the famous Rudolphian art collections and much more. And when you feel tired you can just walk down the Royal Gardens of Prague Castle which rank among the gems of the garden

St. Vitus Cathedral (9)



View from Prague Castle to Prague (9)

architecture since the Renaissance Period, you can sit down comfortably and rest.

You can walk through the premises of Prague Castle with another tourist guide Prague City Line "Prague Castle" which can be downloaded on our tourist internet portal www.praguecityline.cz.

Here our trip **ends**. From the Castle you can get out through the back gate on the **Old Castle Stairs** towards the metro **A station**. Or through the side entrance from the 2nd Courtyard towards the **tram stop**.

Strahov Monastery (5)
 Romantic hideaways under The
 Cut out of the picture, see p.2 -
 Quiz question - Correct answer:



Quiz question:

Do you now where you can find this detail in the guide-book?


Petrin funicular(1) - Rose Garden(2) - Petrin Lookout Tower(3) - Strahov Garden(4) - Strahov Monastery (5) - Czernin Palace (6) - Loreta(7) - Schwarzenberg Palace 8) - Prague Castle (9)



MALÁ STRANA

PRAGUE • CITY LINE

more www.praguecityline.com



[A guidebook Prague 3](#)

Prague's **Žižkov** stretches in the town district Praha 3 close to the centre and today we will introduce this quarter to you. We will also tell you about interesting **history of Žižkov** and its landmarks which make it a **popular tourist location**. Due to the vibrant night life and also its **many cafés, bars and restaurants** Žižkov is called **Prague's Montmartre**.

IN GUIDEBOOK YOU FIND:

- Best way through Prague 3
- Map
- Monuments
- Photos
- Public transport
- Quiz
- **VOUCHERS**

**NEW
VOUCHERS**



[A guidebook Prague 1](#)

Prague 1 still belongs to one of **the most attractive** parts of the whole Prague. Probably nowhere else you can find such a **concentration** of historic **monuments** and places where the history and romance of **bygone times** are all around you. Hardly anywhere you can stop and relax in numerous of **beautiful** trim gardens and well-kept parks. Hardly anywhere you can walk on **the same paths** where were walking **Franz Kafka**,....

IN GUIDEBOOK YOU FIND:

- Best way through Prague 1
- Map
- Monuments
- Photos
- Public transport

Download free

Contact: ROZVOJ CESTOVNÍHO RUCHU

Jagellonská 2428 / 17

130 00 Praha 3

E-mail: info@praguecityline.cz

www.praguecityline.com